



## **Opel Vectra C estate Model year from 2004 to 28/02/2005 All vehicles with electric tailgate**

### **Faulty tailgate/Tailgate does not close**

If there are complaints about the above-mentioned fault, the cause could be a defective potentiometer. This potentiometer is responsible for the closing process. After activation, the tailgate stops after approx. 2/3 of the closing process. In this case, proceed as follows:

- Disconnect the battery.
- Remove the boot panelling.
- Remove the potentiometer. To do this, remove cable plug F9 □ 34 (see Fig. 1, Item 1). After this, remove the screws (see Fig.1, Item 2) and remove the potentiometer (see Fig.1, Item 3).
- Open the locking on the plug. (see Fig. 2). **Caution!** The cable colours and the slots of the PINs should be noted.
- Unlock the stated 3 PINs (see Fig. 3) using a suitable tool and remove from the plug.
- Plug the PINs of the new potentiometer into the plug again. The PINs must lock into place audibly.
- After this, reassemble the plug.
- Install the potentiometer and reconnect the plug.
- Connect the battery.
- After this, manually close and open the tailgate five times.
- After this, let the tailgate close twice automatically.
- If operation is correct, reassemble all removed parts in

Bulletin



reverse order.

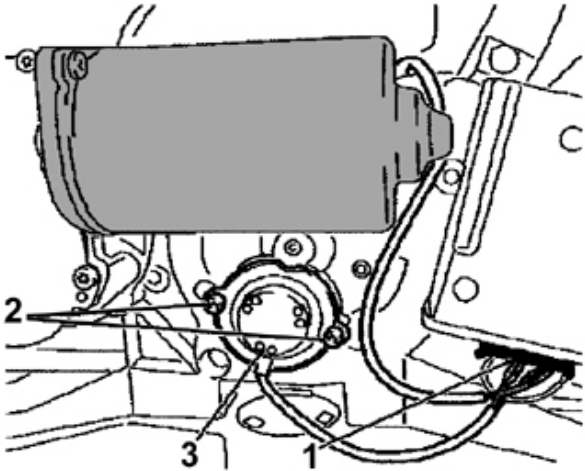


Fig. 1

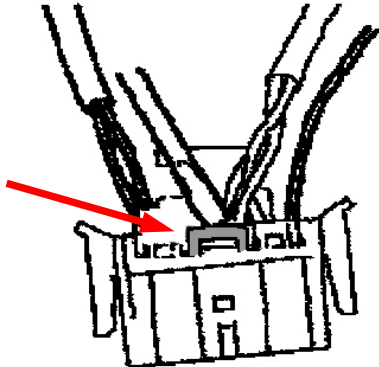


Fig. 2

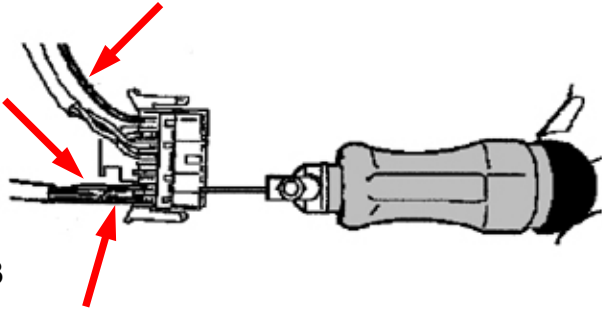


Fig. 3